

Instruction of Electromagnetic lock

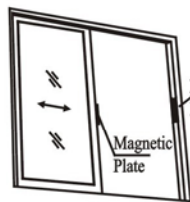
Electromagnetic Lock connecting with building monitor speaking system, the up-dated electronic lock integrating with entrance-guard system, fit for all kinds of doors, specially for exit-door and fire-resistant door.

Brief Introduction of Product

Item	DZ818	DZ858
Lock Dimension	205X36X23.5	234×48.5×29.5
Working Electric Voltage	DC12V	DC12V
Working Electric Current	0.30A	0.45A
Magnetic Plate Dimension	125X35X9.5	151×46.5×12
Magnetic Force	180kg	280kg or 350kg

Item	DZ818	DZ858
Lock Dimension	173X41X23.5	207X53X29.5
Working Electric Voltage	DC12V	DC12V
Working Electric Current	0.30A	0.45A
Magnetic Plate Dimension	125X35X9.5	151X46.5X12
Magnetic Force	180kg	280kg or 350kg

Schematic Diagram of Installation



Guide Slide

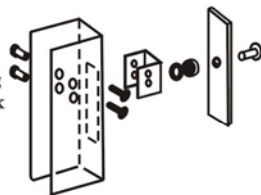
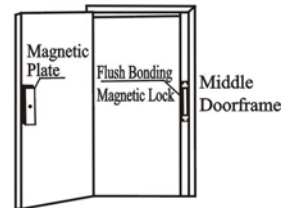
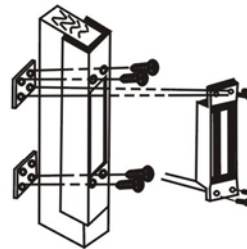
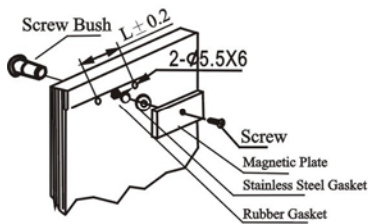


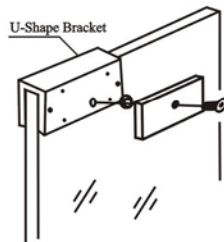
Diagram of Installation of Flush Bonding Electromagnetic Lock



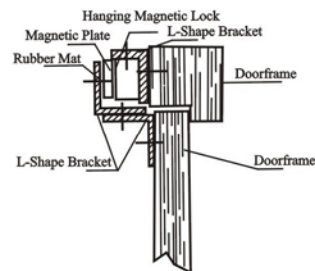
Door-Opening 90°



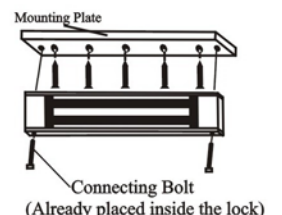
Wood Door



Glass Door

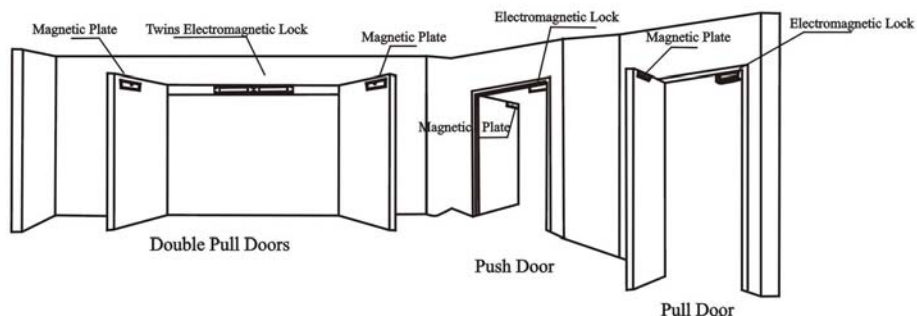


Door-Opening 90°



Connecting Bolt (Already placed inside the lock)

Diagram of Installation of Hanging Electromagnetic Lock



Double Pull Doors

Push Door

Pull Door